



# 2018 Crab Team

European Green Crab and Pocket Estuary Monitoring



Monitors

**253**



Monitoring Sites

**54**



Surveys Conducted

**316**



Monitoring Hours

**4,419**



Molts Observed

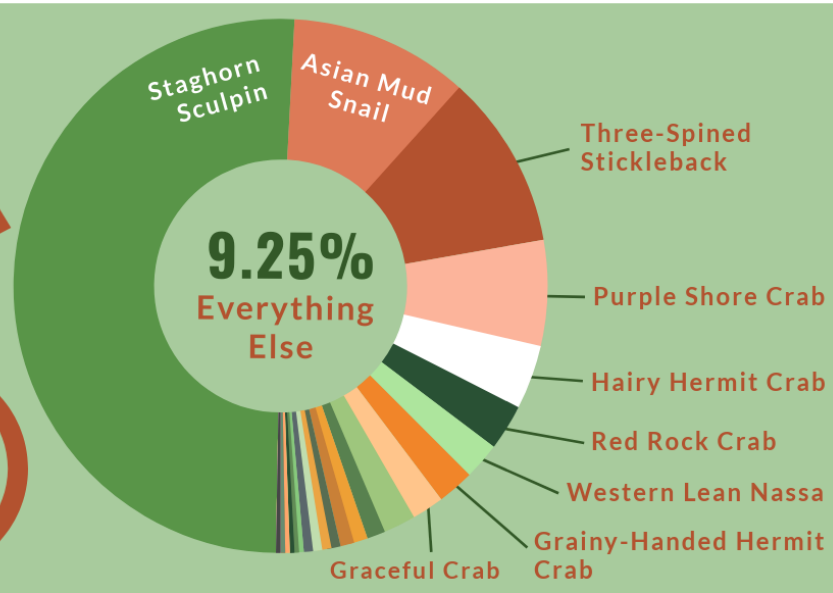
**22,727**

What was found in Crab Team Traps?

Trap Sets  
**1,896**

Total Critters  
**95,431**

Species Observed  
**37**



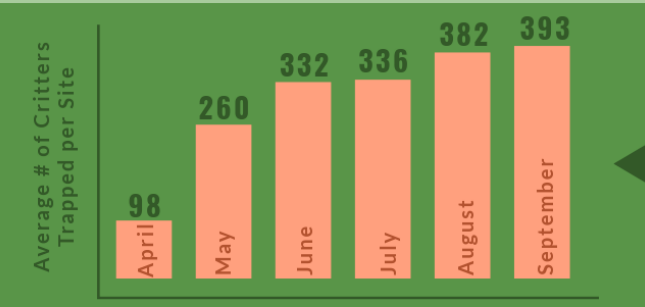
## Site Superlatives

Greatest Annual Trap & Molt Diversity  
**16 SPECIES**  
Chuckanut Bay

**2,160**  
Double Cove

Most Critters in One Month

Most Molts in One Month  
**345**  
Harper Estuary

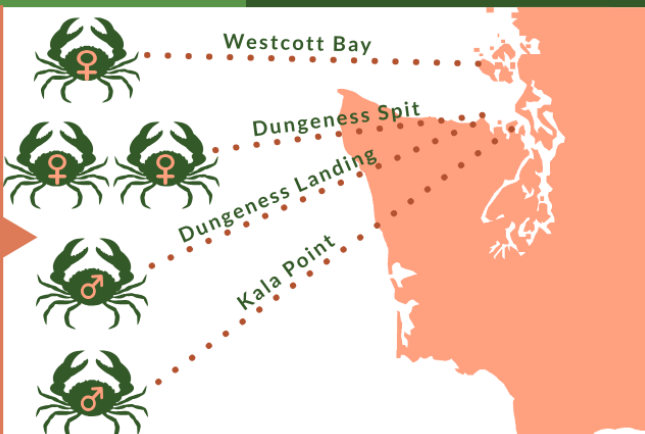


Seasonal changes in total critters trapped

European Green Crab Detected by Monthly Monitoring

**5**  
Individuals

Size Range  
**55-77**  
millimeters



This project has been funded wholly or in part by the United States Environmental Protection Agency under assistance agreement PC-00J90701 through the Washington Department of Fish and Wildlife. The contents of this document do not necessarily reflect the views and policies of the Environmental Protection Agency or the Washington Department of Fish and Wildlife, nor does mention of trade names or commercial products constitute endorsement or recommendation for use.